



City of
Ljubljana

CIVITAS FORUM 2015

CIVITAS ANNUAL CONFERENCE | 7-9 OCTOBER 2015 | LJUBLJANA



Session 14 „Designing sustainable urban mobility infrastructure“

The role of NGO's in mobility and road safety

October 8th, 2015

Ljubljana, Slovenia

Robert Štaba, Jure Kostanjšek

AMZS, Automobile and Motorcycle Association of Slovenia



THE CIVITAS INITIATIVE IS CO-FINANCED BY
THE EUROPEAN UNION



- 2 million people
- Capital Ljubljana
- 2008 – presidency of EU
- 1.2 million vehicles
- 1.1 million drivers
- 38.000 km roads
- 6.000 km state roads
- 580 km motorways
- 2007 = 146 deaths/mio.
- 2010 = 69 deaths/mio.
- 2014 = 52 deaths/mio



We need to answer ourselves...



City of
Ljubljana

CIVITAS FORUM 2015
CIVITAS ANNUAL CONFERENCE | 7-9 OCTOBER 2015 | LJUBLJANA

What is our basic mission and role?

- Perform and Support activities for better Road Safety,
- Be a mirror to all Government org. and NGO's, on Road Safety, Health, Law, Social level...
- Help and support activities and programs for Road Victims
- Protects Road Victims Rights,



Do we know the statistics, consequences and symptoms ?

Road traffic injuries: the facts

1.24 million

road traffic deaths occur every year.

#1

cause of death among those aged 15-29 years

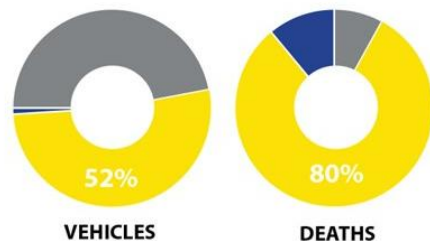


3 out of 4

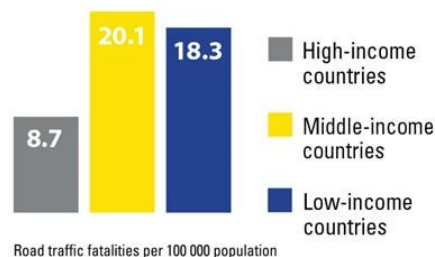
road deaths are among men



Although middle-income countries have only half of the world's vehicles, they have 80% of the world's road traffic deaths.



Middle-income countries have the highest road traffic death rates.



Source: Global Status Report 2013 and is reproduced courtesy of the WHO 2015

What I can do for better road safety?

- **Philosophy of Vision Zero...**

Who has moral rights to be glue between so many organizations and interests for better Road Safety?

- **We are not just statistics numbers...**

Who we are in SLO and Global Road Safety Mission?

- **Who is using us for the...?**

We can be a catalyst to help build the capacity to reduce road deaths and severe injury!!

Our clear voice could have an „important“ influence on all road users, policy makers...

The number of dead from 1991 to 2014:

7.043 persons

The number of injured from 1991 to 2014:

326.083 persons

Only numbers? Not for us!

The names behind the numbers...



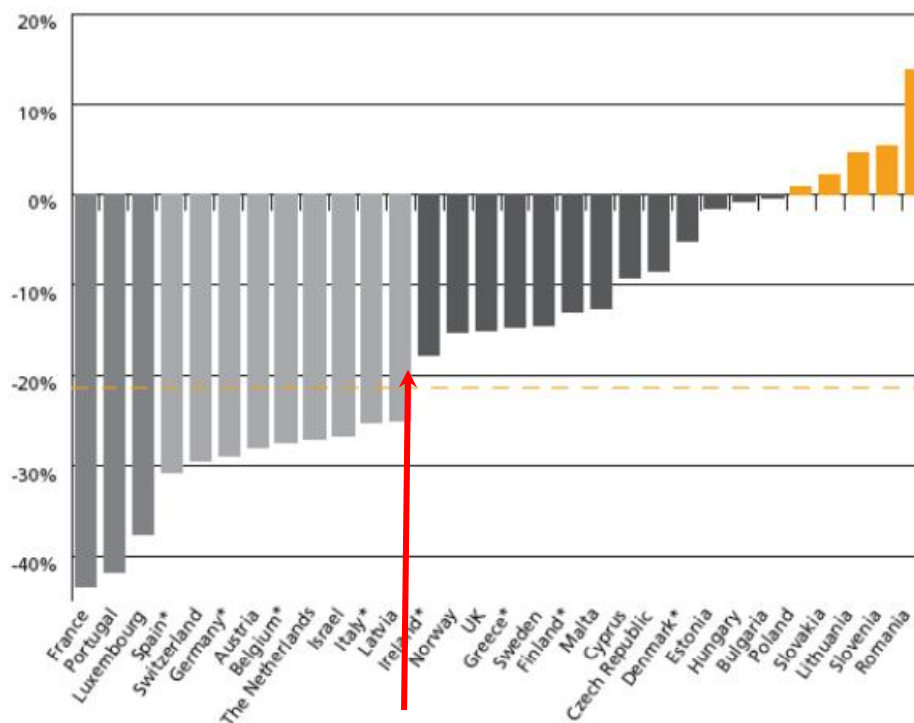
Surely have you heard?



Life is full of choices. Make sure you make positive ones and then *just decide* to move!

Where we were and why?

Fig 2 Percentage change in road deaths between 2001 and 2007 (ETSC, 2008a)



*BE, DK, FI, DE, GR, IE, IT and ES: provisional figures or national estimates based on provisional figures were used for 2007 as final figures for 2007 were not available at time of print (July 2008).

A change doesn't happen by itself!

We can be partner in creating the progress...

- I am not technical expert, a funder
- I do have a little influence in one of the smallest countries in Europe?
- ...and I am your friend – I can see the value of your work



Chose the corect time and put the mirror to responsible people



Our activities, passion and clear goal „touch“ policy makers..

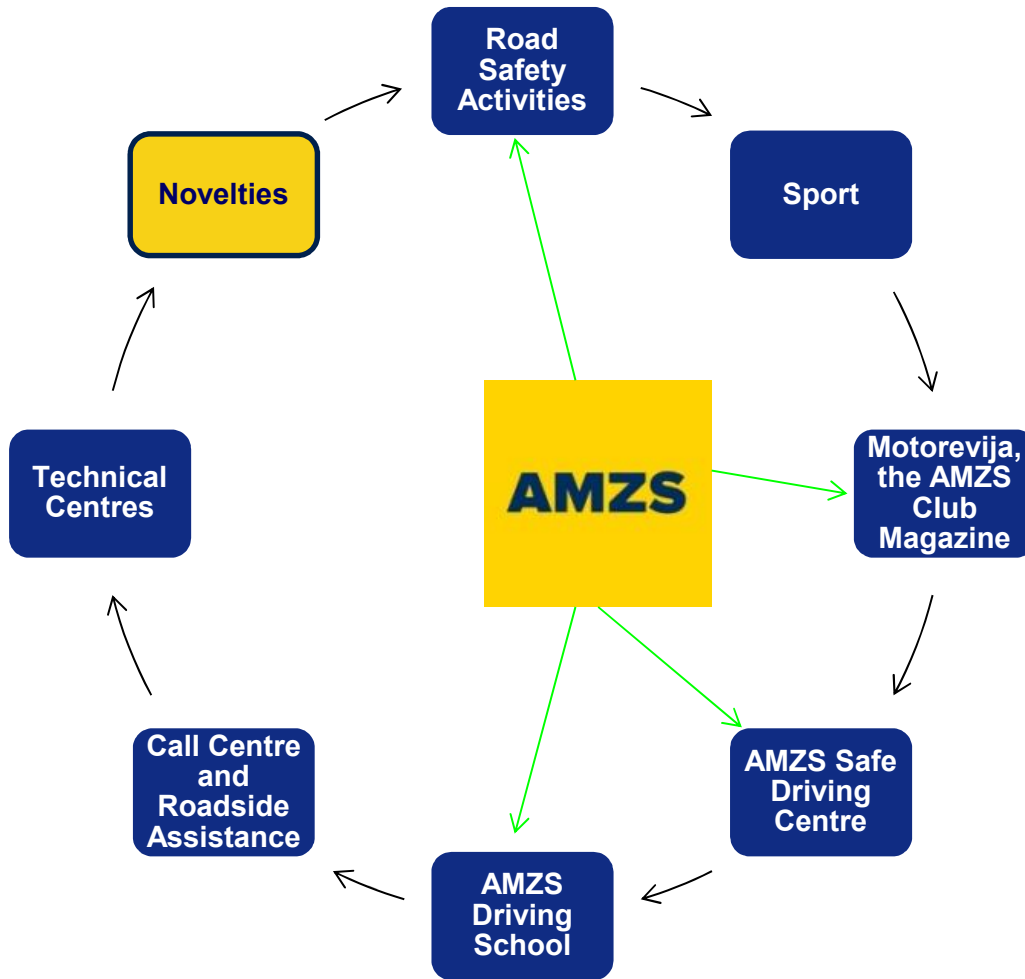
Tears of Minister of Interior, next to real Road Victim story caused:

- New legislation,
- Higher penalties for traffic offences,
- Creating of Slovenian Traffic Safety Agency,
- Relating with NGO's,
- Open calls/tenders for preventive actions for NGO's,
- National Road Safety Program 2013-2022

Routs of Road Safety by „small NGO’s“



Who is AMZS?



Automobile Clubs in Europe

AMZS is part of FIA Region I, which gather 75 Motoring and Touring Clubs and their **37 million** members in Europe.




Three key aspects for road safety

Safer drivers

Life-long learning for all road users with specific focus on vulnerable users



Increasing
Road Safety




Safer vehicles
Increase deployment
of advanced safety
technologies



Safer infrastructure

Upgrade and maintain road infrastructure to allow the deployment of cooperative systems



Road Safety Activities

Risk Map: Regional Roads, 2009-2011

SVEČANA LISTINA
Svečano zabeležimo, da bomo v prihodnosti vedno manj verne in odgovorne, da bo moj otrok do istih udeležencev vedno sproštile, moja tveganja pa v poravnani, s katerimi se vsakodnevno soočujem v prihodnosti. Tudi sam bi bil, da bom tega vedno voljela pravih ljudi na drugi strani.

Projekt Sensor v Sloveniji

Projekt EuroRap

Projekt Decade of Action

Projekt SOL
"Rešujemo življenja v Sloveniji"

FIA Action for Road Safety

Družinska ura
Desetletje za večjo prometno varnost

Stran Za otroke v Motoreviji

Ohranim milijone življenj

Risk Levels
 - Low-risk roads
 - Low-medium risk roads
 - Medium-high risk roads
 - High risk roads
 - High EuroRAP roads
 - State roads
 - State border

PREJEN SE DOPOLNJE PREVERI CE IMA KOLO VSE POTREBNE NAPRAVE, KI BREDNEBNO OBLIŽEJO.

1. Zvonec
2. Luč za osvetljevanje ceste
3. Rdeča luč zadaj
4. Rumeni odbojnik na pedalih in kolesih
5. Zavore
6. Zračna tlačika
7. Varnostna čelada

- Launched in 2006
- Business unit in Ljubljana
- 6 driving instructors
- 3 simulators



AMZS Safe Driving Centre

- Opened in September 2008
- 1st training centre according to the EU standards
- One of the largest in Europe
- 9 modules
- 160,000 square meters of surface area
- 2.5 km of driving tracks and roads
- Estimated Capacity: 15,000 drivers per year



EuroRAP changed Road Safety Atlas in Slovenia



Road Assessment procedures

EuroRAP Risk Rating

- 2006-2008 (EuroRAP)
- 2009-2011 (EuroRAP)
- **2010-2012 (SENSoR)**
- Latest: 2012-2014 (EuroRAP, october 2015)

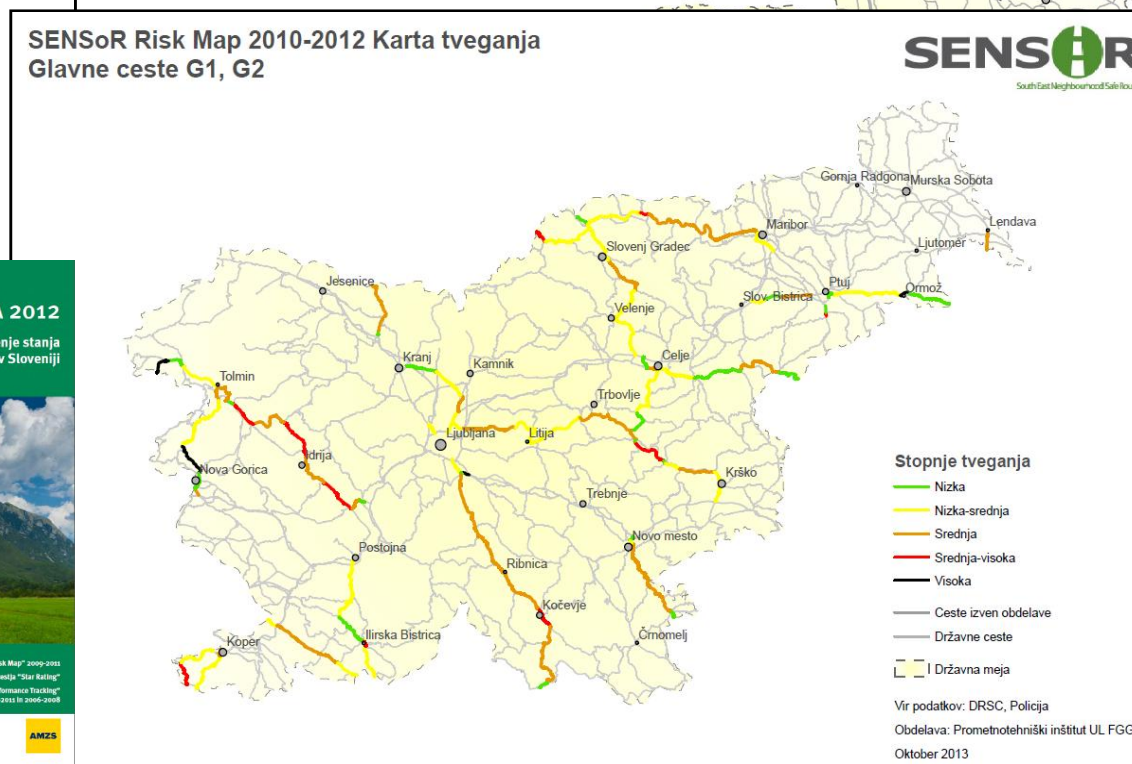
Risk map: Main Roads, 2006-2008



Risk Map: Main Roads, 2009-2011




SENSoR Risk Map 2010-2012 Karta tveganja Glavne ceste G1, G2



EuroRAP
EUROPEAN ROAD ASSESSMENT PROGRAMME

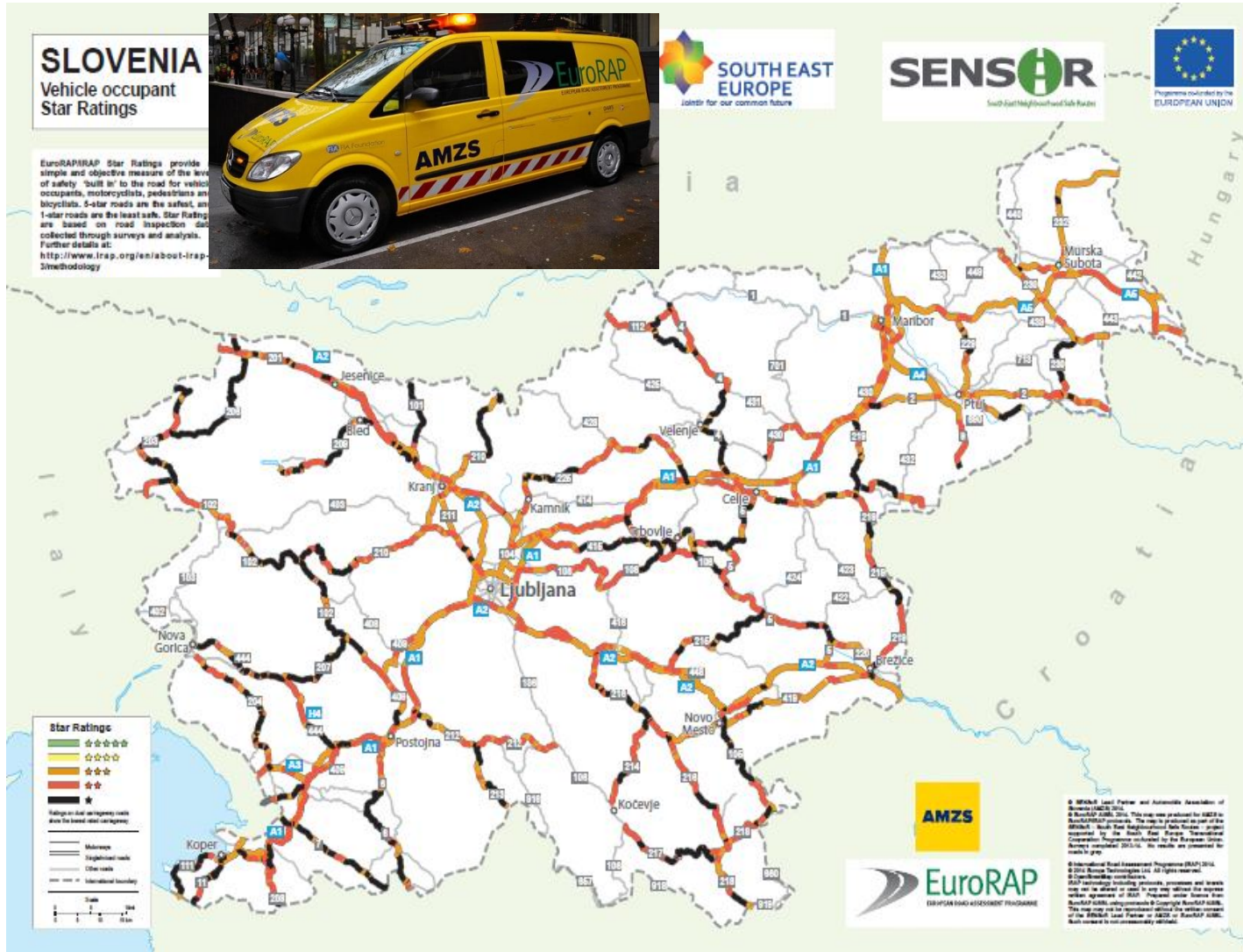
EuroRAP SLOVENIJA 2012

Evropsko primerljivo vrednotenje stanja prometne varnosti cest v Sloveniji



Road Assessment procedures

EuroRAP Stars Rating



Road Assessment procedures

Countermeasures - Safer Roads Investment Plan



City of
Ljubljana

CiViTAS FORUM 2015
CIVITAS ANNUAL CONFERENCE | 7-9 OCTOBER 2015 | LJUBLJANA

Total FSIs Saved	Total PV of Safety Benefits	Estimated Cost	Cost per FSI saved	Program BCR
4,790	1,243,401,879	169,891,121	35,419	7

Countermeasure	Length / Sites	FSIs saved ▲	PV of safety benefit	Estimated Cost	Cost per FSI saved	Program BCR
Roadside barriers - passenger side	779.8 km	1,600	416,276,592	61,370,570	38,217	7
Roadside barriers - driver side	499.0 km	1,020	265,403,235	39,369,490	38,453	7
Shoulder rumble strips	1,228.4 km	630	163,420,800	22,431,120	35,581	7
Clear roadside hazards - driver side	383.0 km	280	72,695,578	2,313,900	8,251	31
Clear roadside hazards - passenger side	373.9 km	270	72,456,545	2,253,220	8,061	32
Shoulder sealing driver side (>1m)	668.0 km	210	54,995,458	10,726,740	50,562	5
Shoulder sealing passenger side (>1m)	491.0 km	180	48,805,737	8,002,800	42,506	6
Central median barrier (1+1)	33.5 km	140	38,717,686	6,376,240	42,691	6
Central median barrier (no duplication)	23.7 km	100	27,266,479	2,725,450	25,911	10
Central hatching	110.2 km	64	16,848,153	2,831,870	43,571	6
Pave road surface	3.9 km	45	11,669,943	1,619,430	35,973	7



- AMZS - NGO - lead partner



- Ministry of the Interior – Police



- Ministry of Infrastructure



REPUBLIC OF SLOVENIA
MINISTRY OF INFRASTRUCTURE

- Motorway company of the Republic of Slovenia



- Slovenian Infrastructure Agency



REPUBLIKA SLOVENIJA
MINISTRSTVO ZA INFRASTRUKTURO

DIREKCIJA REPUBLIKE SLOVENIJE ZA INFRASTRUKTURO

Slovenia 2007 – 2014 in progress...

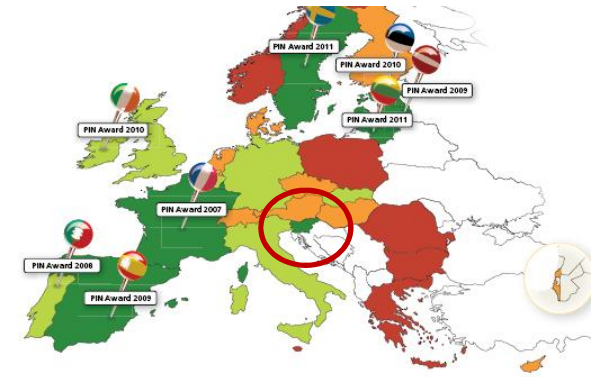
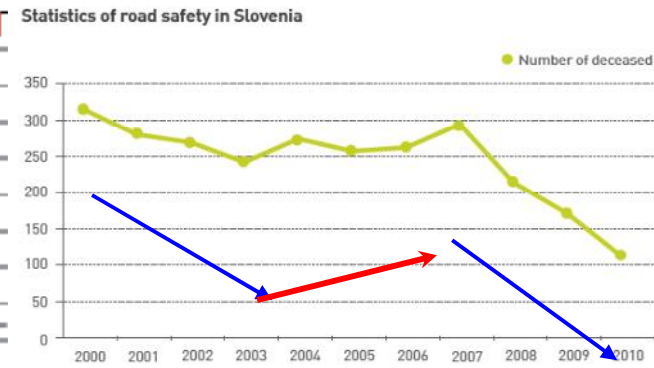
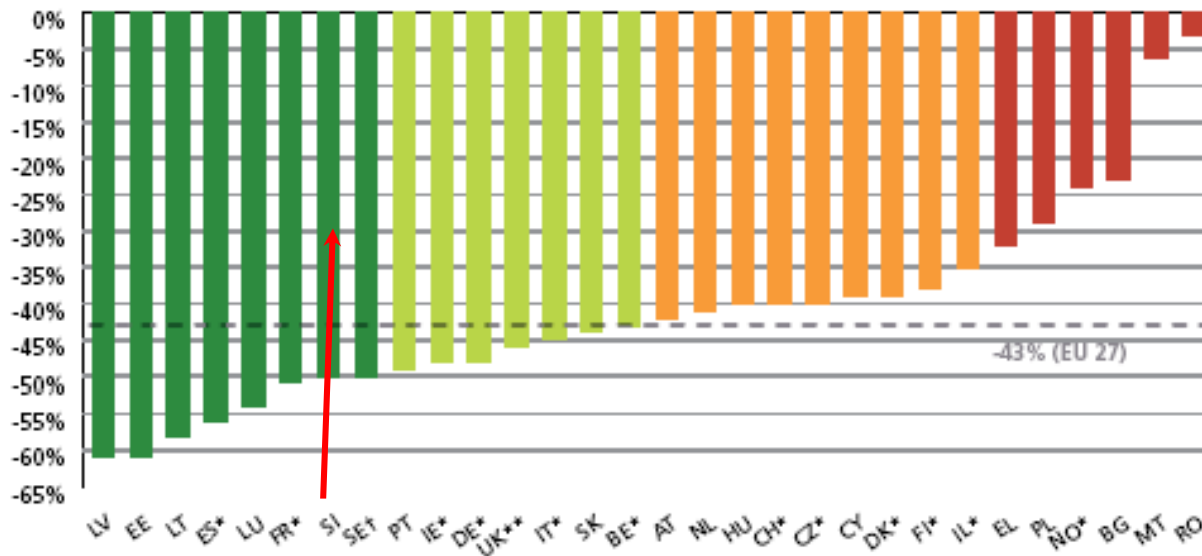
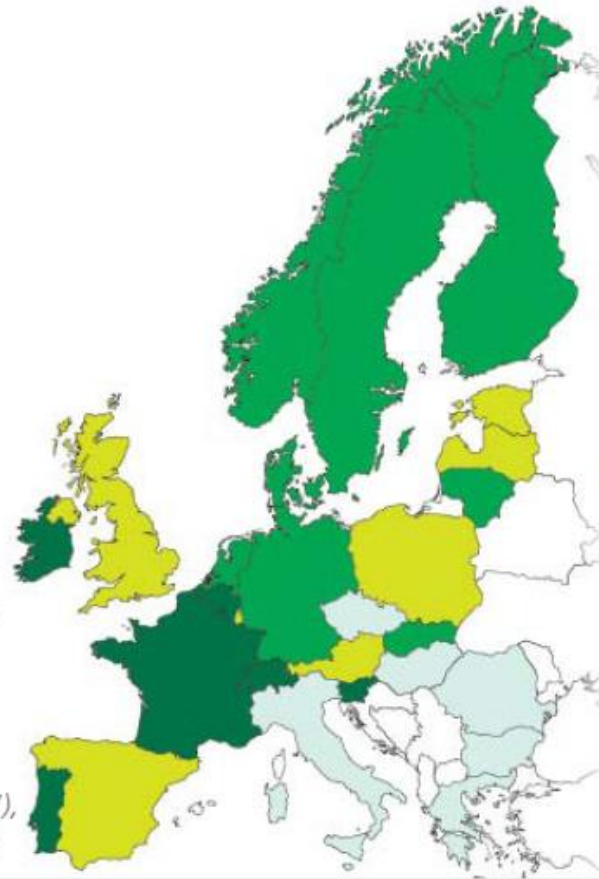
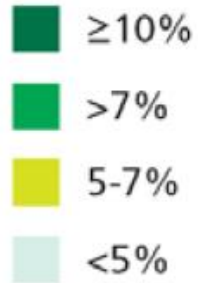


Fig. 1: Percentage change in road deaths between 2001 and 2010
 * Provisional estimates were used for 2010 as final figures for 2010 were not yet available at the time of going to print.
 **UK 2010: ETSC estimate for the UK based on EC CARE Quick Indicator.
 †Sweden 2010: the definition of road deaths has changed and suicides are now excluded. The time series was adjusted so that figures for previous years exclude suicides as well.



Road Safety for children in Europe and Slovenia 1998 - 2007

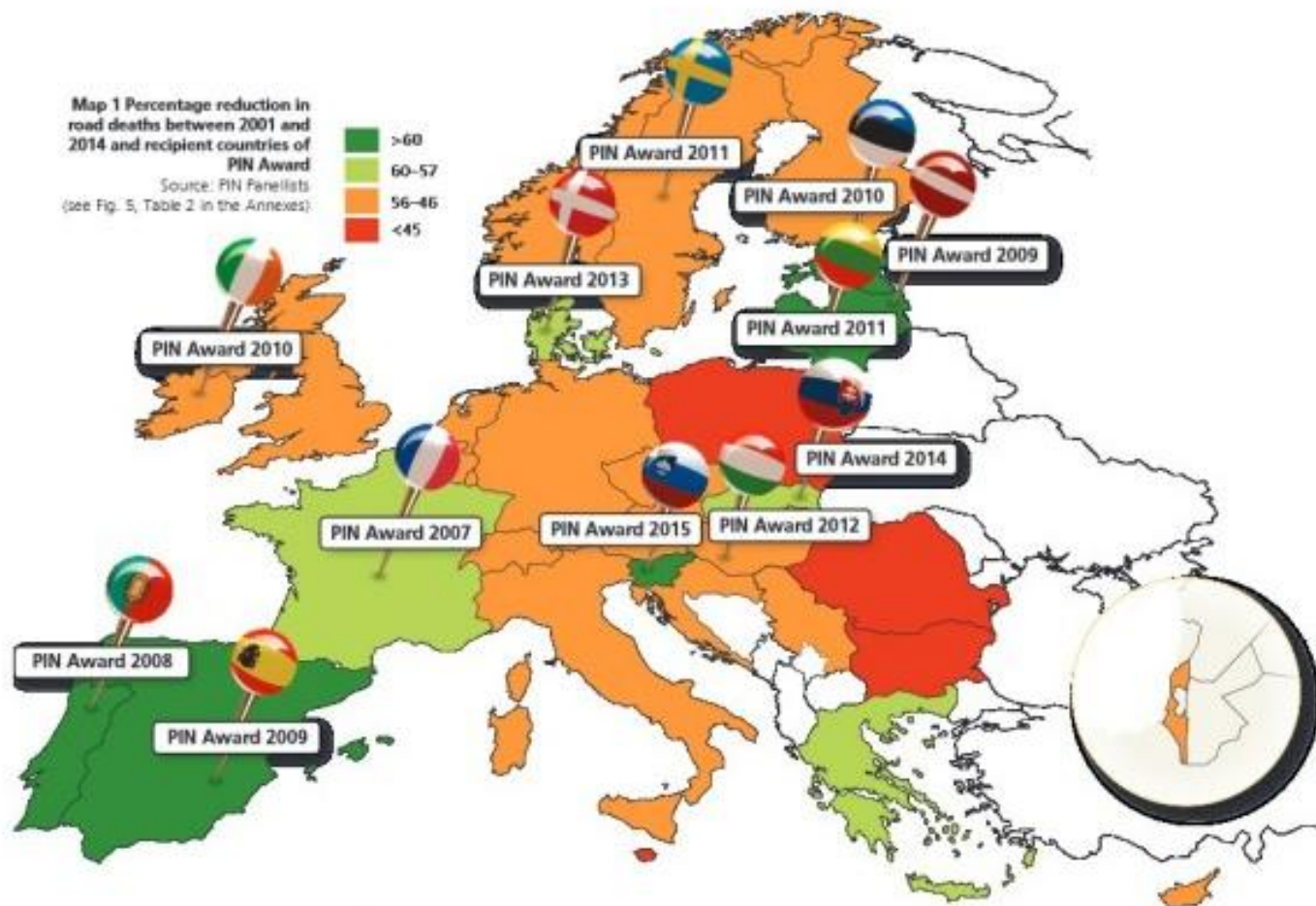


Average annual percentage reduction in road mortality among children aged 0-14 over the past decade (1998 to 2007).

*BG (2001-2007), LT (2005-2007), RO (2000-2007), SK (2003-2007)



Slovenia PIN award ETSC 2015, 9th Annual Road Safety Performance Index (PIN) Report



If our mission and motto are correct...than ...



“Yesterday the traffic accident occurred to them, today to us and we don't want it to happen to you tomorrow.”



I would like to be part of those families...



2,000,000+
deaths and serious injuries saved
every year



3,255,000 km
of high-risk roads targeted



\$680 billion
invested to improve star ratings



8 to 1
return on investment



We can do it...People are behind...

WEAR. BELIEVE. ACT.
DECADE OF ACTION FOR ROAD SAFETY 2011-2020

Together
We can save
millions
of lives.



A change doesn't happen by itself!

It is a consequence of mind, decision and responsibility of an individual and consequently of the whole society!





City of
Ljubljana

CIVITAS FORUM 2015

CIVITAS ANNUAL CONFERENCE | 7-9 OCTOBER 2015 | LJUBLJANA

Thank you!

Robert Staba, Jure Kostanjsek

Contact Details

Automobile and Motorcycle Association of Slovenia

Dunajska 128, Ljubljana, Slovenija

robert.staba@amzs.si

jure.kostanjsek@amzs.si

<http://www.civitas.eu>



THE CIVITAS INITIATIVE
IS CO-FINANCED BY THE
EUROPEAN UNION



City of
Ljubljana

CiViTAS FORUM 2015

CIVITAS ANNUAL CONFERENCE | 7-9 OCTOBER 2015 | LJUBLJANA

